



# IEEE 1801-2009™ Isolation Location Discussions

2009.07.21

Published by  
Silicon Integration Initiative, Inc. (Si2™)  
9111 Jollyville Road, Suite 250  
Austin TX 78759  
**Copyright © 2009 by Si2, Inc.**  
**All Rights Reserved.**

Si2 [trademark](#) rules apply



### **Document Disclaimer - General:**

The following description outlines an approach adopted by much of the industry regarding isolation location usage. This information is provided only as a description of the current state of the art, and does not constitute a recommendation or contribution on the part of Si2 or any Si2 initiative or Member regarding implementation approaches. This information is not a standard or a specification that has been approved or adopted by Si2 or by any Si2 initiative or Member, including without limitation Si2's Low Power Coalition (the "LPC"), and has not been subjected to a "Call for Patents" by the LPC. All information in this description is provided "AS IS" without warranty or representation of any kind including without limitation any warranty or representation of merchantability, fitness for particular purpose or non-infringement. No information in this description shall obligate Si2 or any Si2 Member to grant licenses under any patent rights controlled by Si2 or such Member with respect to any implementation or other use of this information.



The requested document describing IEEE 1801™ isolation location Discussion and all materials and information therein, are provided as is and without warranty of any kind. The authors, editor, publisher, and contributors specifically disclaim warranties of any kind whether express or implied, with regard to any material contained herein, including, without limitation, any warranties of title, non-infringement, merchantability, or fitness for a particular purpose or arising from course of dealing or usage in trade are made or shall apply.

In no event shall the authors, editors, publisher, or contributors, be responsible or liable for any loss of profit or damages, direct or indirect, including but not limited to, special, incidental, punitive, indirect, or consequential damages of any nature arising from or relating to the specification or any materials or information therein, even if advised of the possibility of such loss or damages.

The following description outlines an approach adopted by much of the industry regarding Power Aware Design Flows. This information is provided only as a description of the current state of the art, and does not constitute a recommendation or contribution on the part of Si2 or any Si2 initiative or Member regarding implementation approaches. This information is not a standard or a specification that has been approved or adopted by Si2 or by any Si2 initiative or Member, including without limitation Si2's Low Power Coalition (the "LPC"), and has not been subjected to a "Call for Patents" by the LPC. All information in this description is provided "AS IS" without warranty or representation of any kind including without limitation any warranty or representation of merchantability, fitness for particular purpose or non-infringement. No information in this description shall obligate Si2 or any Si2 Member to grant licenses under any patent rights controlled by Si2 or such Member with respect to any implementation or other use of this information.

**Notice:** Attention is called to the possibility that implementation of this flow may require use of subject matter covered by patent rights under which a license may be required. Si2 shall not be responsible for identifying patents or patent applications for which a license may be required to implement an Si2 flow or for conducting inquiries into the legal validity or scope of those patents that are brought to its attention. By publication of this document, Si2 takes no position with respect to the existence or validity of any patent rights. A list of any member submitted certificates and exclusions are also available from Si2.

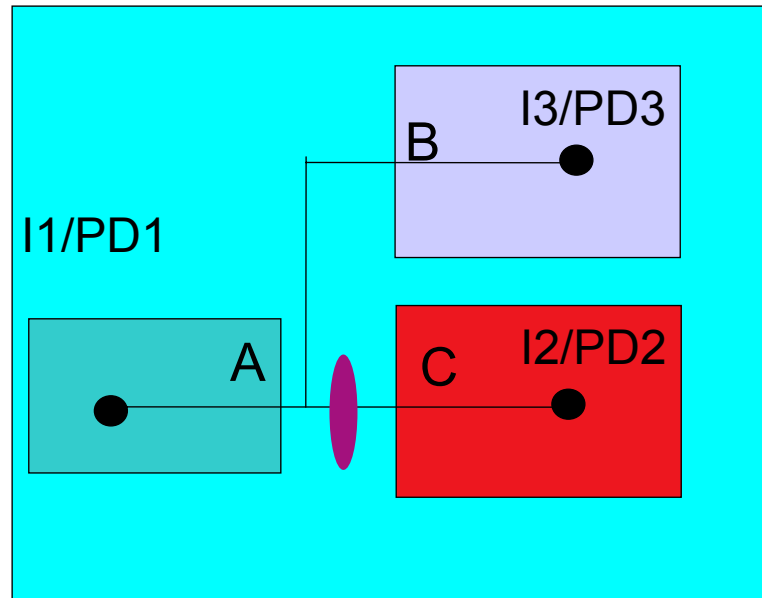
Si2 makes no representation as to the reasonableness or nondiscriminatory nature of the terms and conditions of the license agreements offered by any such holder(s). Further information may be obtained from Si2 upon request.

**Copyright:** This document is subject to protection under Copyright Laws: Copyright (c) 2008 Si2, Inc. All Rights Reserved Worldwide. Any unauthorized use, reproduction, modification, or distribution of this document is strictly prohibited. Si2 will make a royalty-free copyright license available upon request.

**Trademarks:** Where manufacturer or vendor designations claimed as trademarks are used herein, and the publisher or authors were aware of the trademark claim, such designations have been printed in initial caps or all caps.

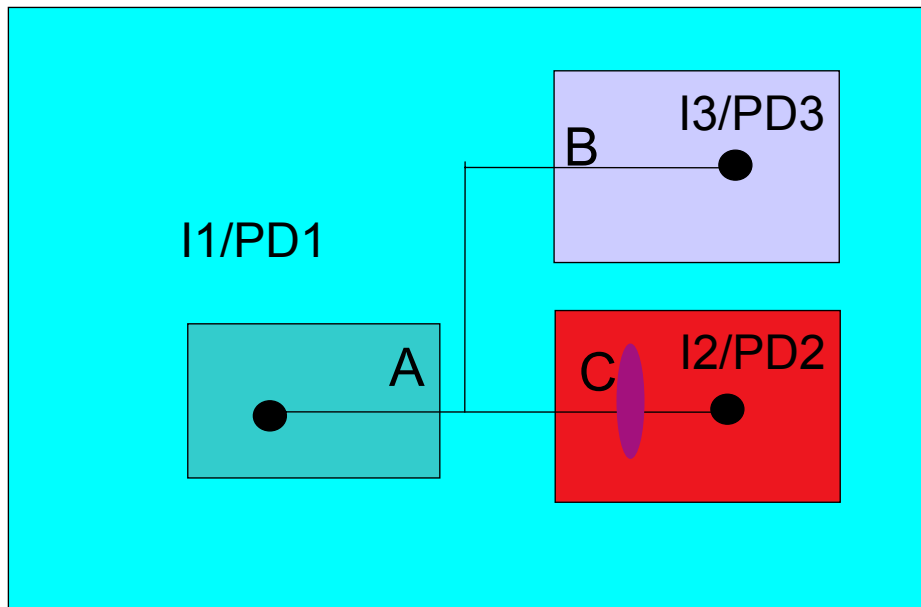
**Restricted rights:** Use, duplication, or disclosure by the Government is subject to restrictions as set forth in FAR52.227-14 and DFAR252.227-7013 et seq. or its successor.

- `set_isolation -domain PD1 -source PD1 -sink PD2 -location self`



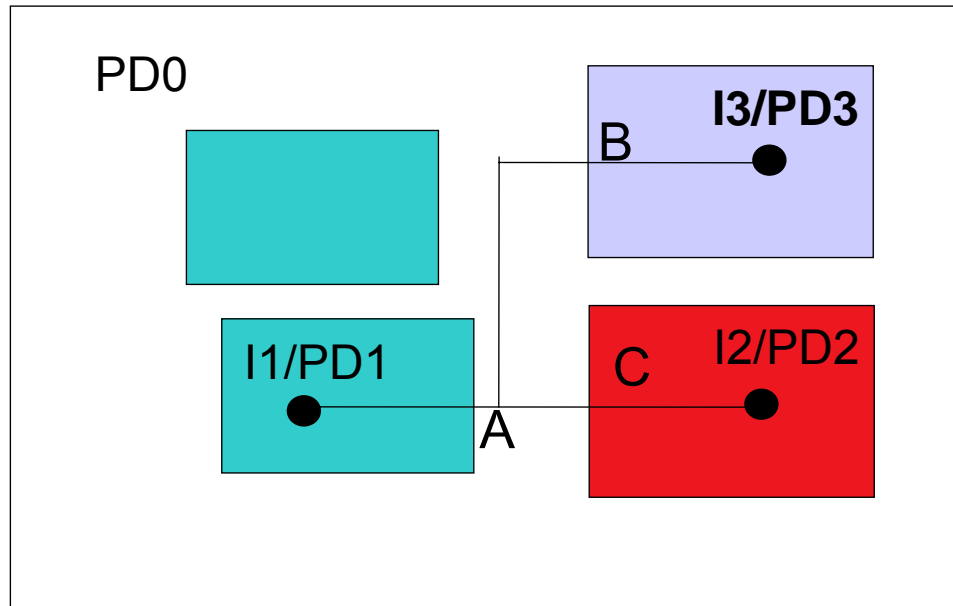
isolate where

- `set_isolation –domain PD2 –source PD1 –sink PD2 –location self`



isolate where

- **set\_isolation –domain PD1 –source PD1 –sink PD2 –location self**



Need to split the  
ports at I1/A

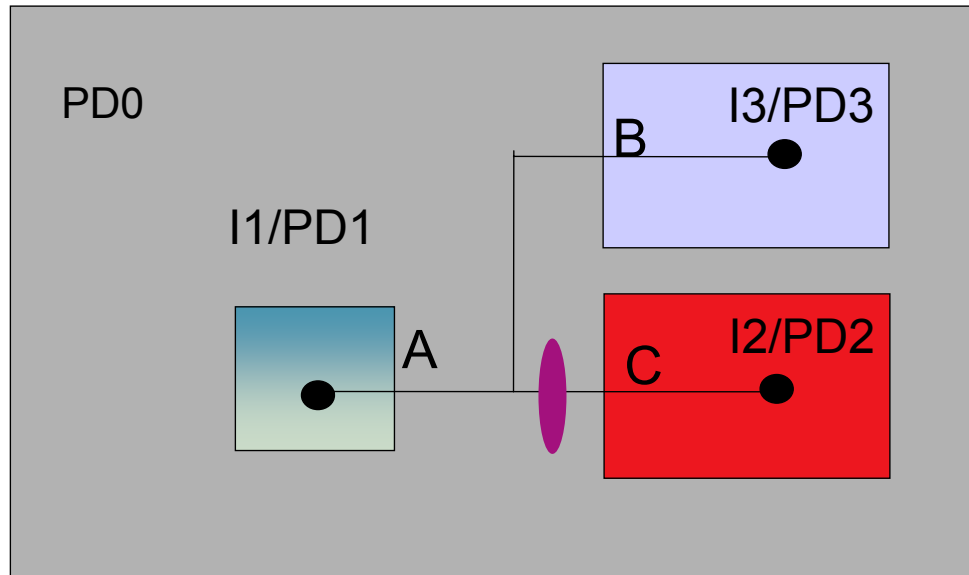
or

put a new blue box  
on the A->to  
branch



isolate where

- **set\_isolation –domain PD1 –source PD1 –sink PD2 –location other**

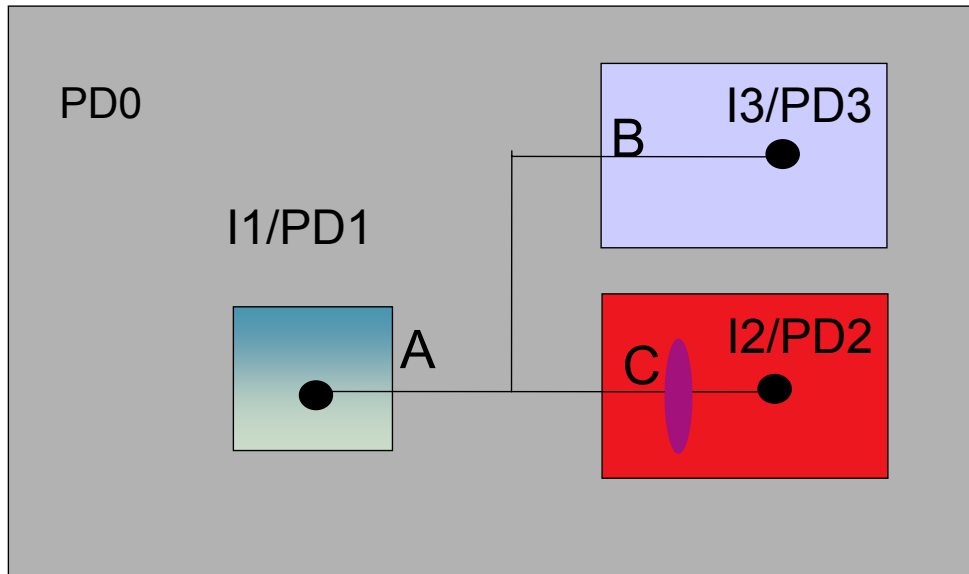


Q1. is A considered as a port that “fanouts to logic powered by supply set PD2”?

Q2. how is the definition of ‘other’ different from ‘parent’?

isolate where

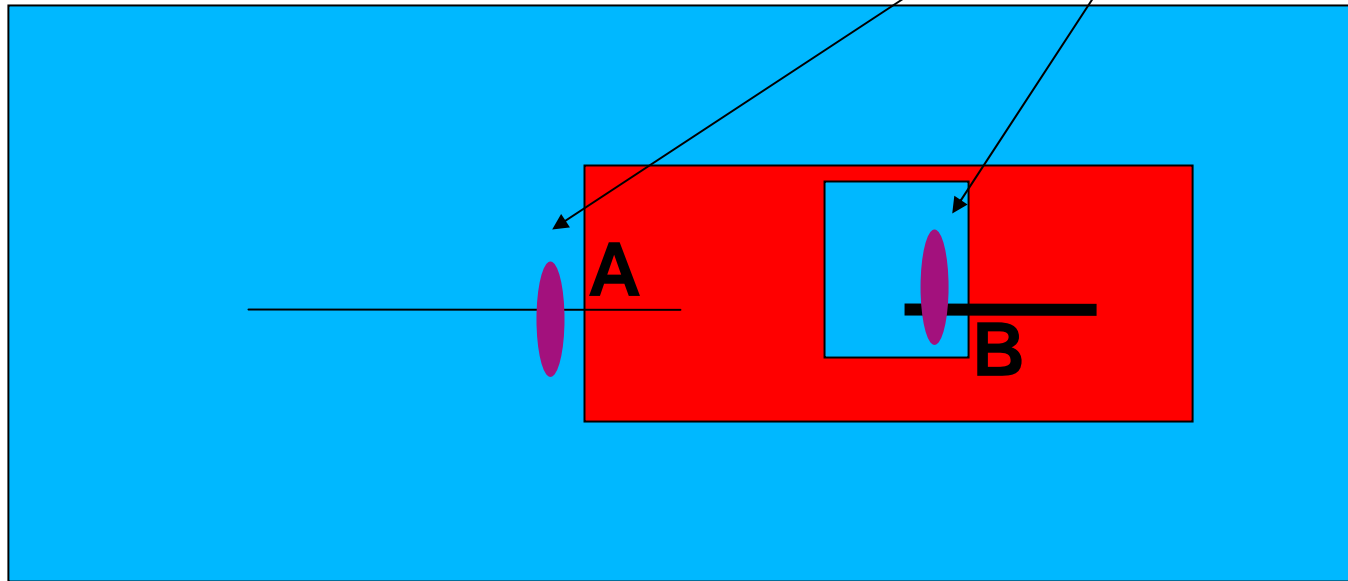
- `set_isolation –domain PD2 –source PD1 –sink PD2 –location other`



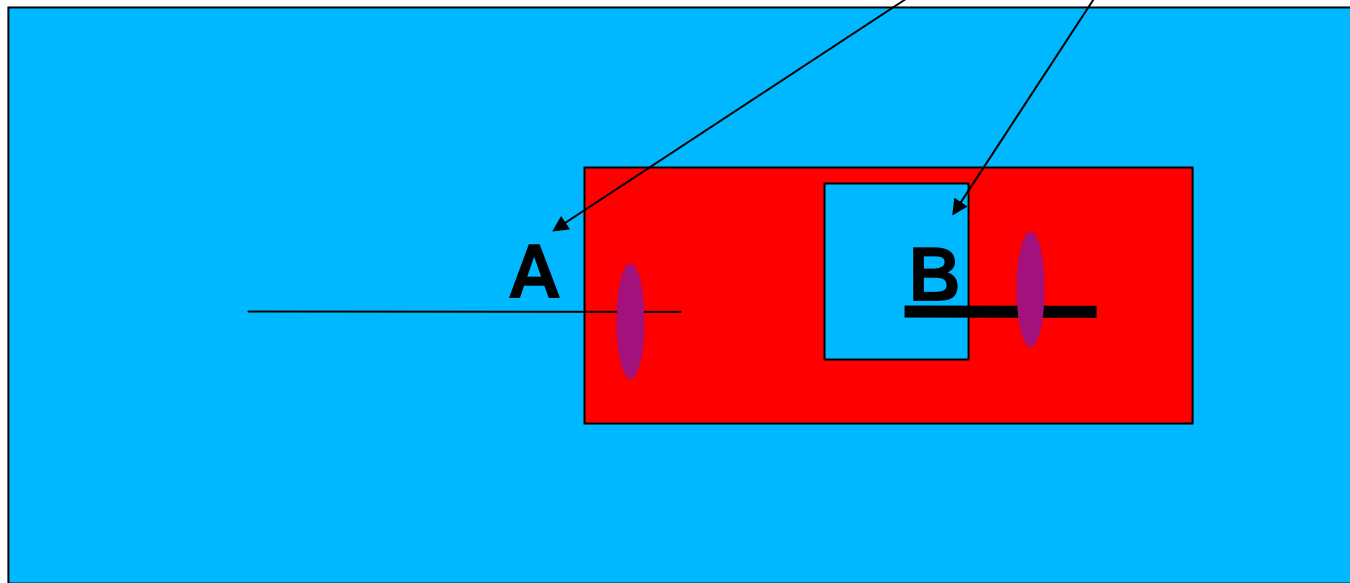
isolate where



- **set\_isolation –domain RED –source BLUE –sink RED –location other**



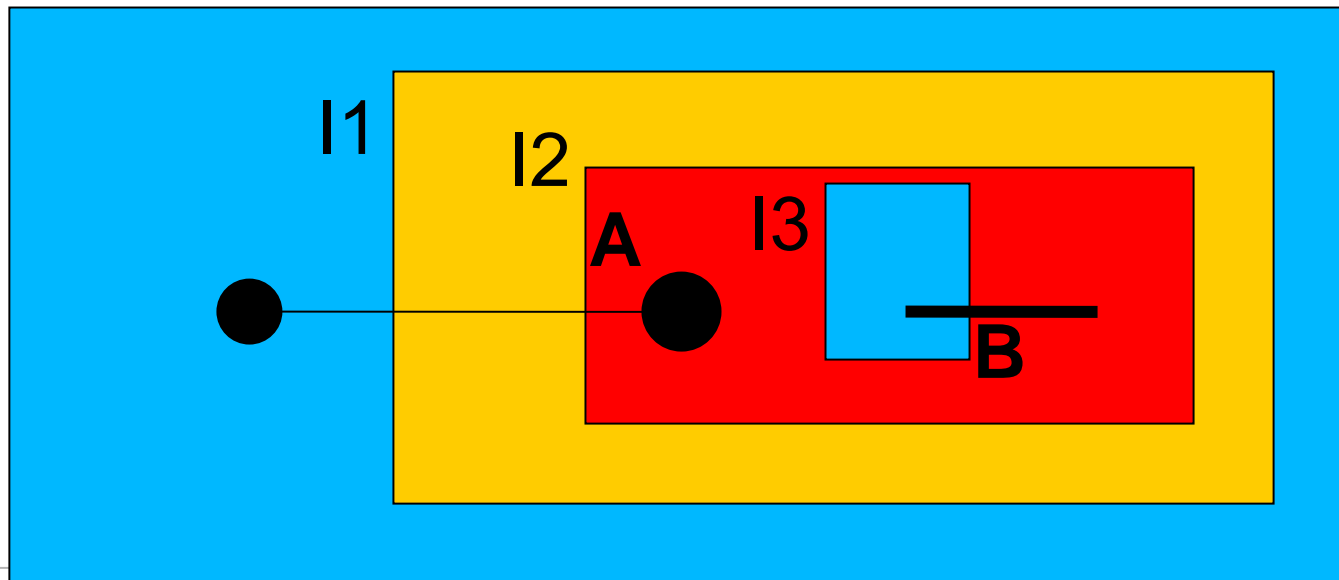
- **set\_isolation –domain BLUE –source BLUE –sink RED –location other**



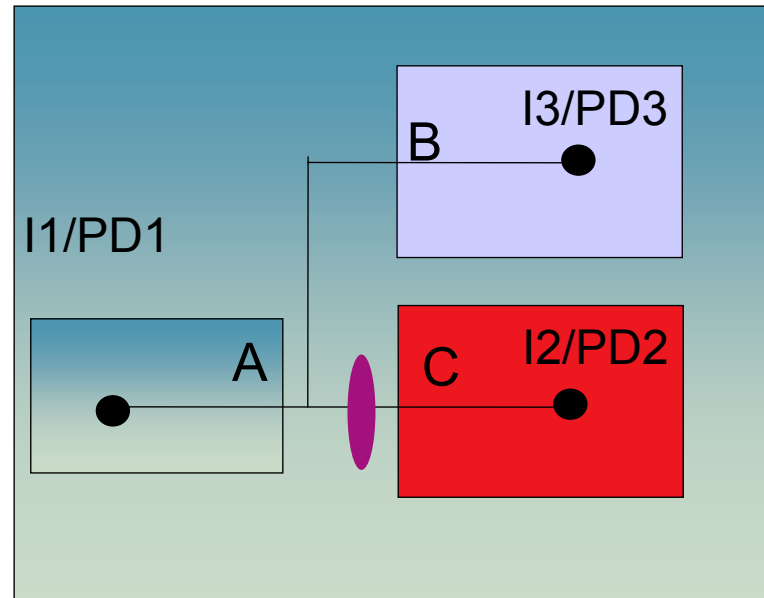
- **set\_scope /**
- **create\_power\_domain BLUE –instances I1/I2/I3 –include\_scope**
- **create\_power\_domain YELLOW –instances I1**
- **create\_power\_domain RED –instances I1/I2**
- **set\_isolation –domain RED –source BLUE –sink RED –location other**

Q1. is A considered as a port that “fanouts to logic powered by supply set PDRED”?

?????

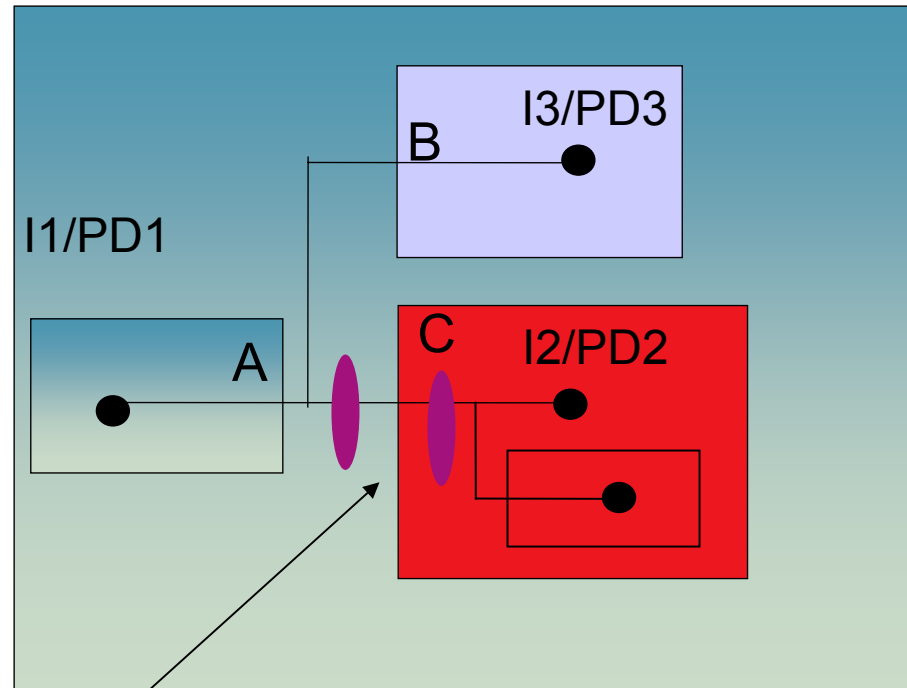


- `set_isolation –domain PD1 –source PD1 –sink PD2 –location fanin`
- **\*\* for this case same as location 'self'**



isolate where

- `set_isolation –domain PD2 –source PD1 –sink PD2 –location fanin`



Q1. does the fanin/fanout means simply put logic at the trunk or leaf of a net? OR it means the fanin and fanout at the boundary ports

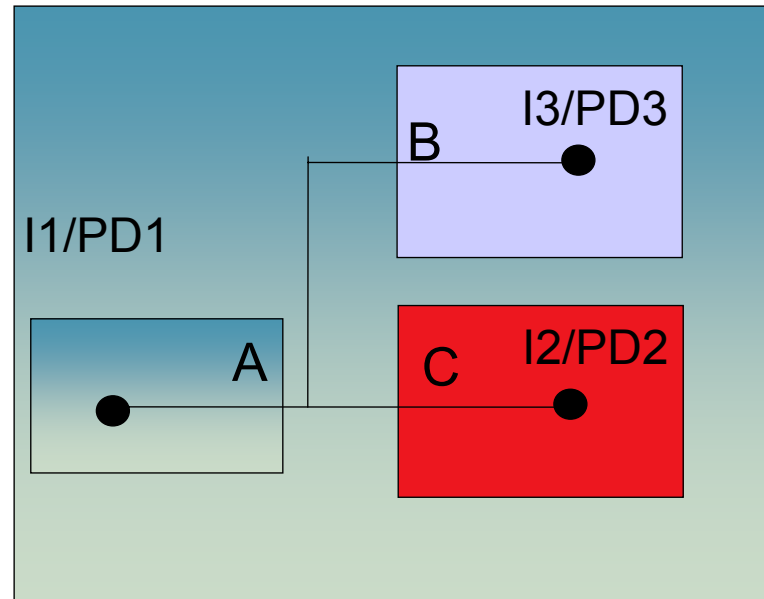
either works

isolate where

???

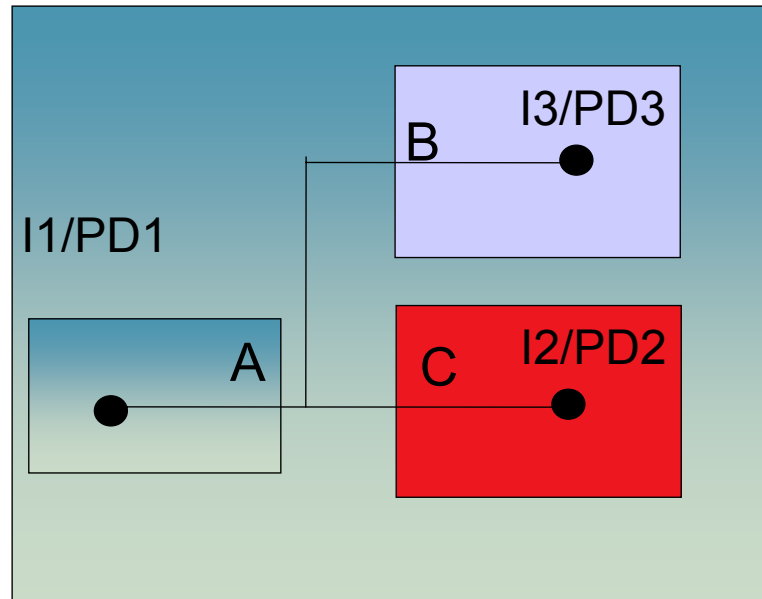
- stop here on June 12.

- `set_isolation –source PD1 –sink PD2 –location fanout`



isolate where

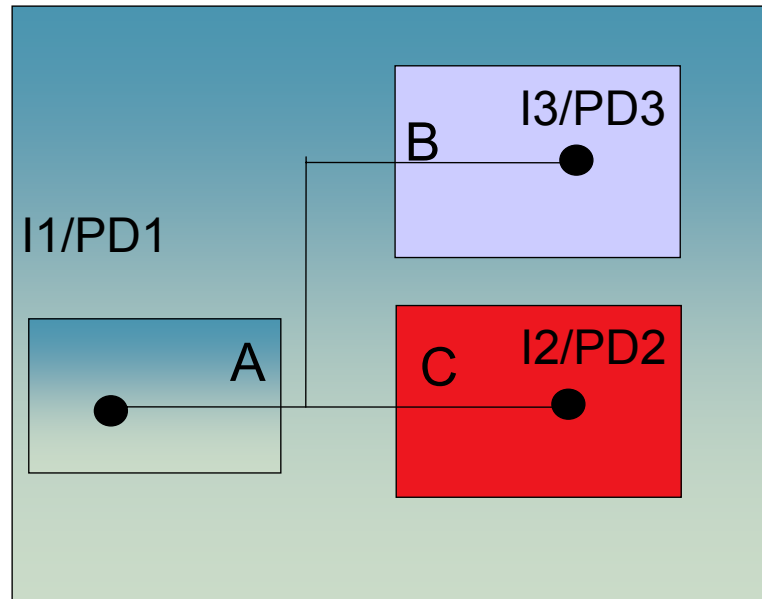
- `set_isolation –source PD1 –sink PD2 –location faninout`



isolate where

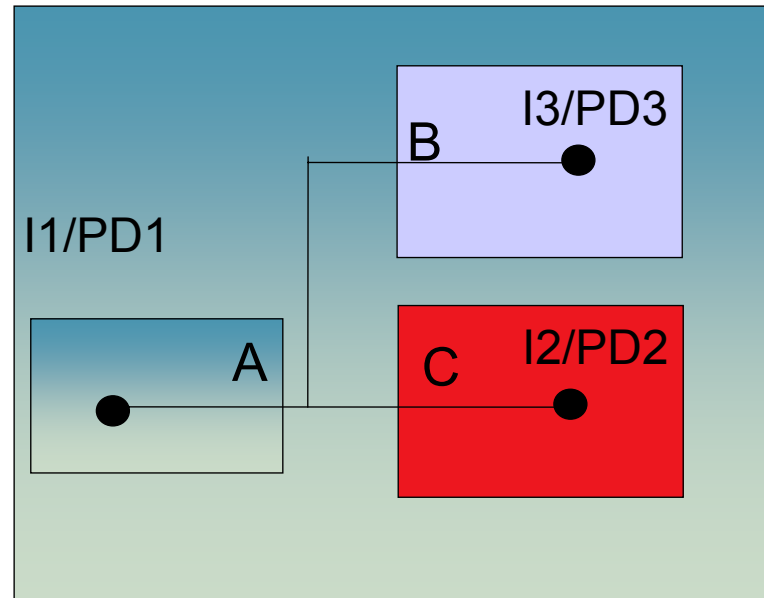


- `set_isolation –source PD1 –sink PD2 –location parent`



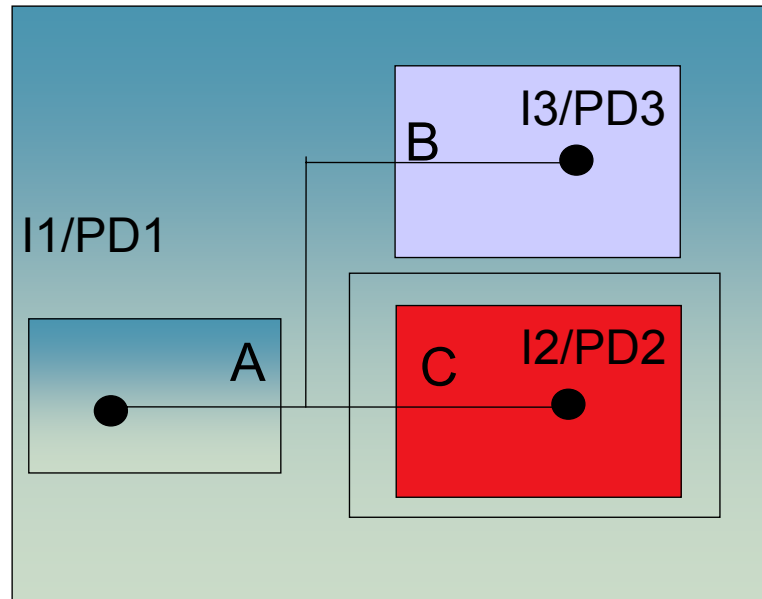
isolate where

- `set_isolation –source PD1 –sink PD2 –location sibling`



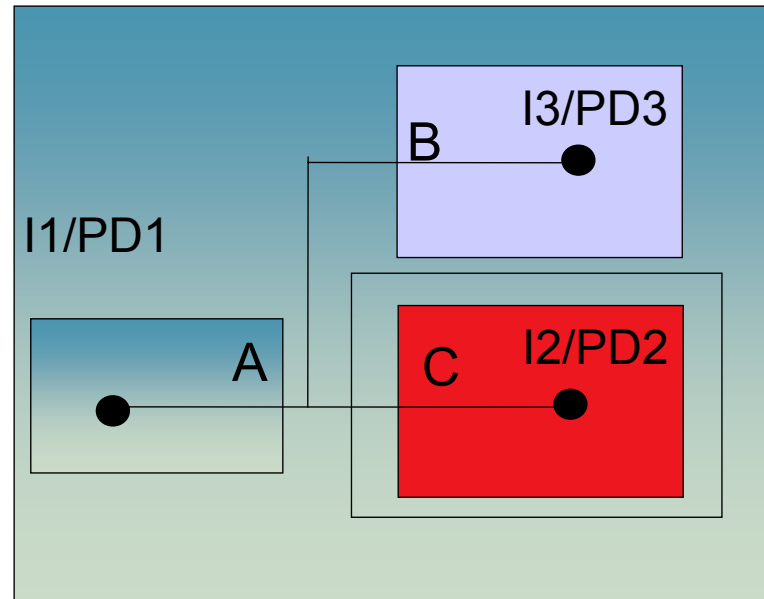
isolate where

- `set_isolation –source PD1 –sink PD2 –location self`



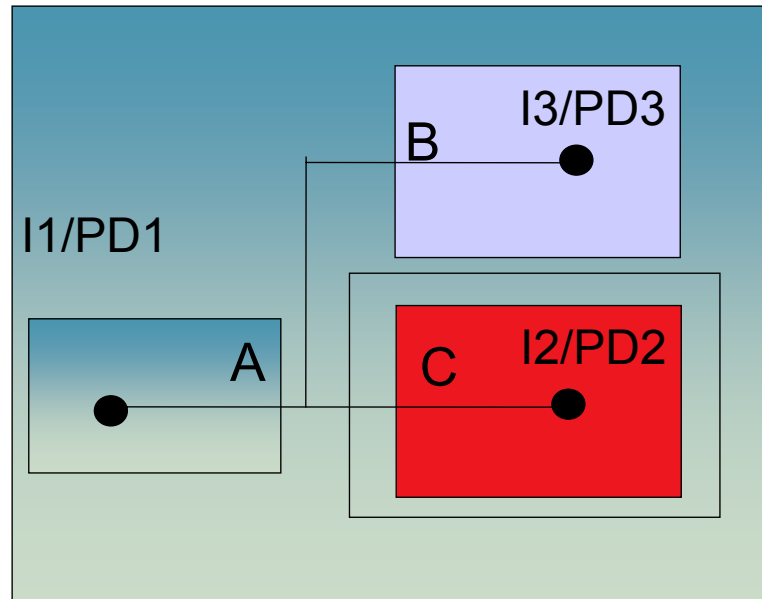
isolate where

- `set_isolation –source PD1 –sink PD2 –location other`



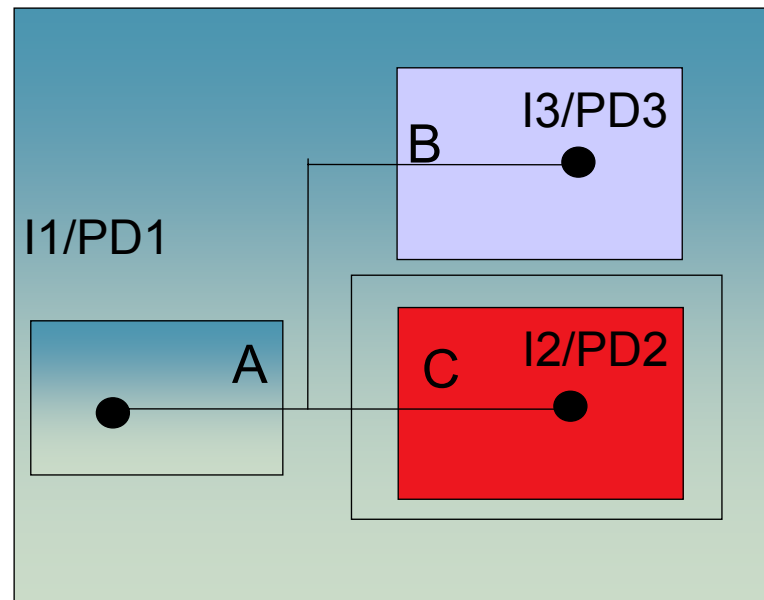
isolate where

- `set_isolation –source PD1 –sink PD2 –location fanin`



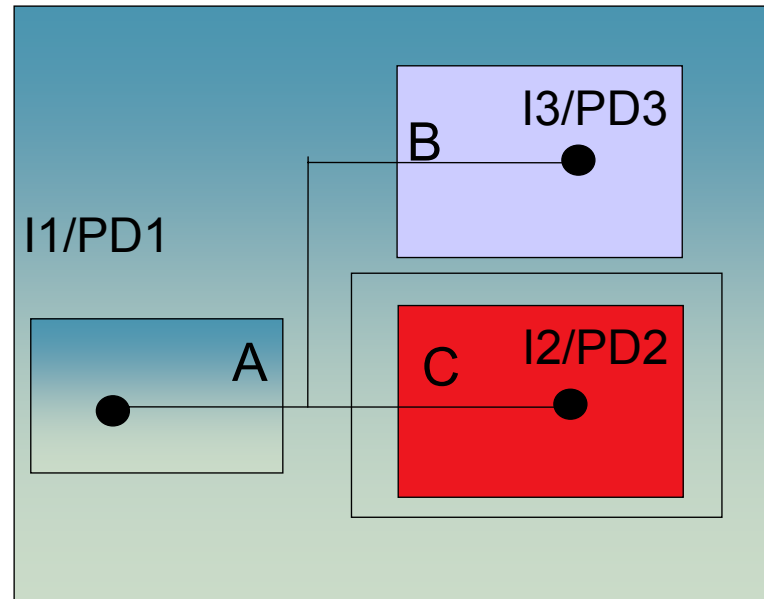
isolate where

- `set_isolation –source PD1 –sink PD2 –location fanout`



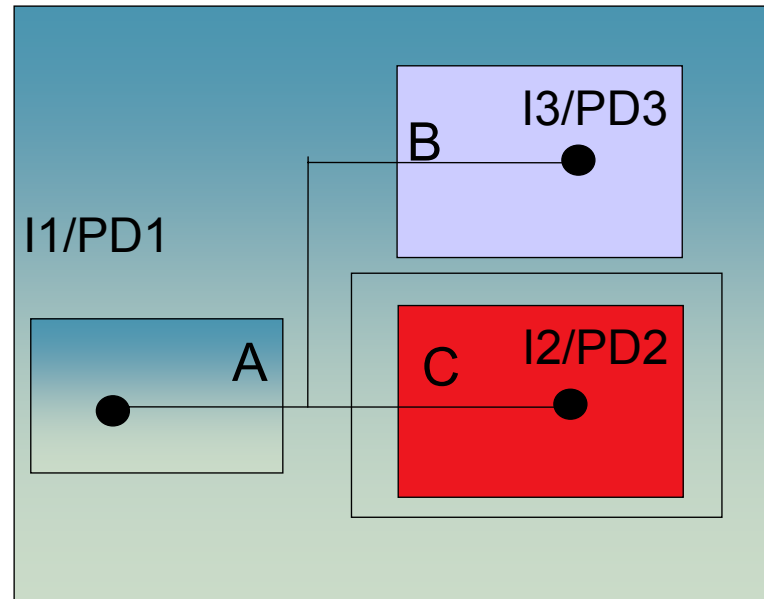
isolate where

- `set_isolation –source PD1 –sink PD2 –location faninout`



isolate where

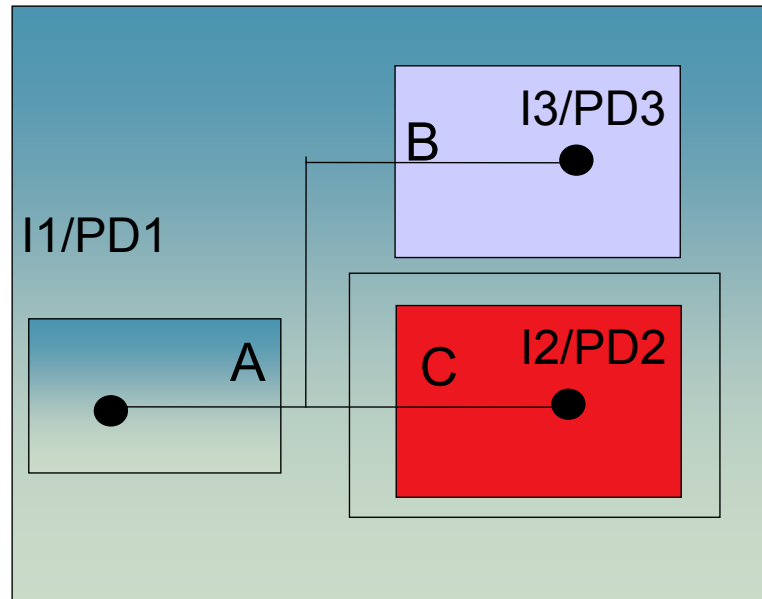
- `set_isolation –source PD1 –sink PD2 –location parent`



isolate where



- `set_isolation –source PD1 –sink PD2 –location sibling`



isolate where